


INSTRUCTIONS

Installation of Safety Restraints

As easy as... **1** **2** **3** **4**

1




Typical chainwheel installation. Safety cap is threaded to accept eyebolt.

2



Install safety cable eyebolt and use jam nut to secure in place.

3




Loop cable through eyebolt leaving about 6" excess.

Install one cable clamp about 1" from end, and the second clamp as close to the eyebolt as possible.

i Eye of eyebolt must be parallel to Chainwheel and u-bolt nuts should face AWAY from the Chainwheel.

4



Loop other end of cable around a secure object. Cable can be attached to yoke of valve or an adjacent pipe.

i Tighten all four clamp nuts evenly to 15 ft-lb minimum.